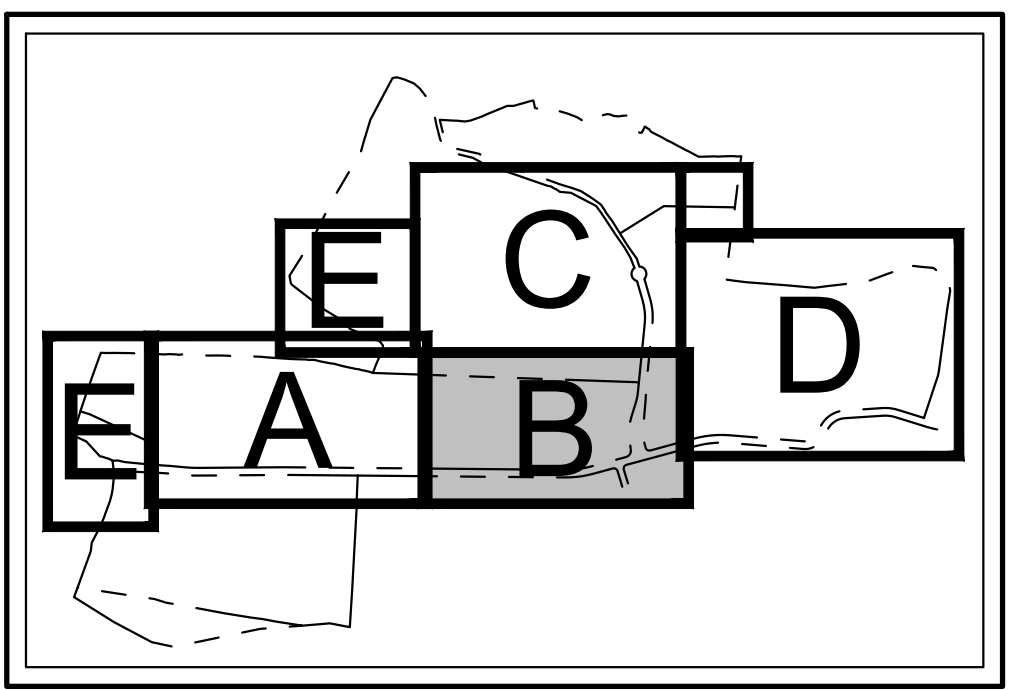
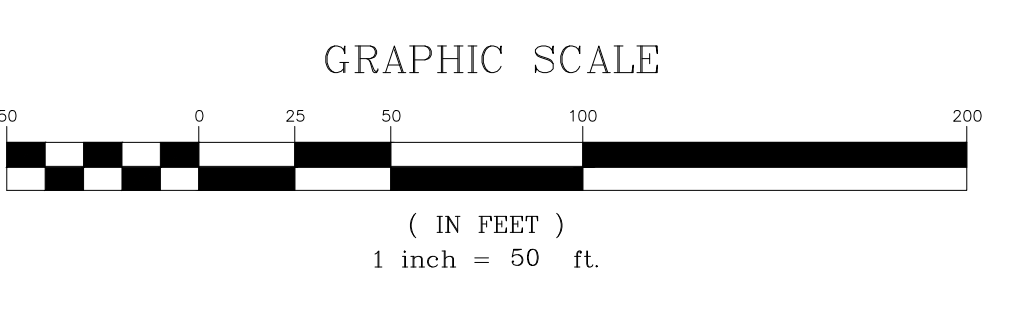


Label	Units	Avg	Max	Min	Avg/Min	Max/Min	PtSpLr	PtSpCb
BUILDING 1	Fc	1.48	4.6	0.2	7.40	23.00	20	20
BUILDING 1 & 2 ENTRANCE	Fc	2.09	4.4	0.4	5.23	11.00		
BUILDING 2	Fc	1.46	4.7	0.3	4.87	15.67		
BUILDING 3	Fc	1.29	4.6	0.1	12.90	46.00		
BUILDING 4	Fc	1.48	4.3	0.2	7.40	21.50		



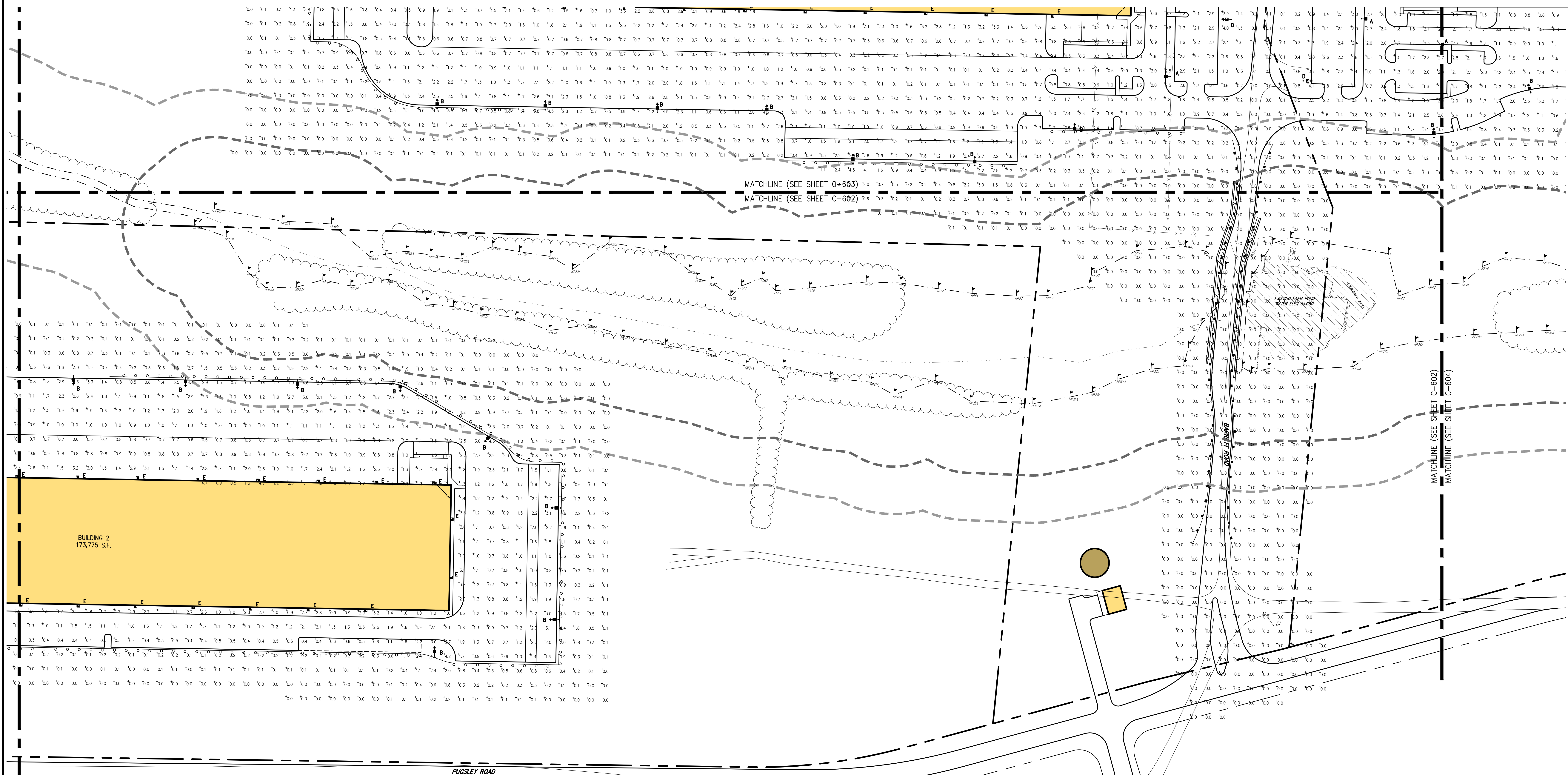
KEY MAP
SCALE: 1" = 1,500'



NOTES:
1. ALL CABLES AND WIRING SHALL BE INSTALLED UNDERGROUND IN CONDUIT. CONDUIT SHALL BE SCHEDULE 40 PVC CONDUIT INSTALLED WITH TWO (2) FEET OF COVER. MINIMUM SIZE OF CONDUIT SHALL BE TWO (2) INCH DIAMETER.

Symbol	Qty	Label	Total Lamp Lumens	LLF	Description	Lum. Watts
	12	A	N.A.	0.950	WLS-MIR-5W-LED-HO-50 27' POLE 3' BASE	244
	53	B	N.A.	0.950	WLS-MIR-FT-LED-HO-50 27' POLE 3' BASE	241.3
	4	C	N.A.	0.950	WLS-MIR-2-LED-HO-50 27' POLE 3' BASE	241
	5	D	N.A.	0.950	WLS-MIR-FT-LED-HO-50-IL 27' POLE 3' BASE	241.3
	115	E	N.A.	0.950	WLS-MIRW-FT-LED-08-50 16' MOUNTING HEIGHT	76

Luminaire Schedule
WLS15878 CAMPUS @ FIELDS CORNER SOUTHEAST, NY PM: HOLLY PLEASE EMAIL US FOR PRICING AT WLS@WLSLIGHTING.COM

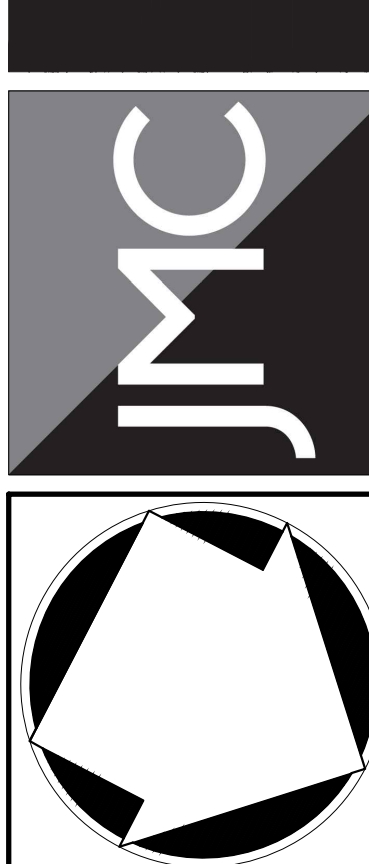


NOT FOR CONSTRUCTION
MATCHLINE (SEE SHEET C-601)
MATCHLINE (SEE SHEET C-602)

Rev.	Date	By	Reason
1	05/17/2018	KRM	ISSUE FOR CONSTRUCTION

APPLICANT/TOWN: PUTNAM SEABURY PARTNERS, L.P.
287 KING STREET
CHAPPAQUA, NY 10514

JMC Planning, Engineering, Landscape Architecture & Land Surveying, LLC
John Meyer Consulting, Inc.
123 BEVERLY ROAD - WAPPING, NY 10584
PHONE: 914.233.5525 - FAX: 914.272.4102
WWW.JMCPINC.COM



LIGHTING PLAN 'B'
NORTHEAST INTERSTATE LOGISTICS CENTER
TOWN OF SOUTHEAST, NEW YORK

ANY ALTERATION OF PLANS, SPECIFICATIONS, PLATS AND REPORTS BEARING THE SEAL OF A LICENSED PROFESSIONAL ENGINEER OR LICENSED LAND SURVEYOR IS A VIOLATION OF SECTION 7209 OF THE NEW YORK STATE EDUCATION LAW, EXCEPT AS PROVIDED FOR BY SECTION 7209 SUBSECTION 2.

Drawn: KRM	Approved: R.P.
Scale: 1" = 50'	
Date: 11/06/2017	
Project No: 14012	
Client: WLS	Lighting B (Lighting)
C-602	